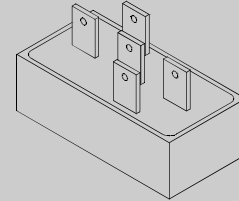


200 V - 1,000 V Three Phase Bridge

40.0 A - 60.0 A Forward Current

70 ns - 3000 ns Recovery Time

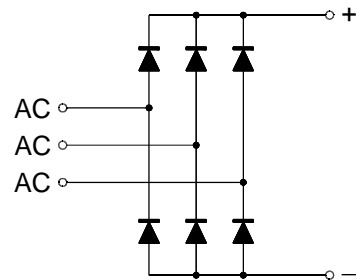
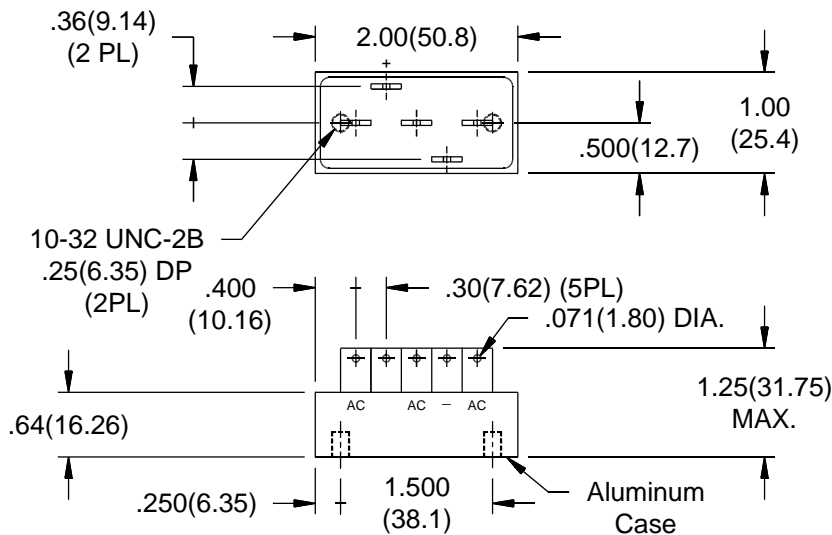
3502 - 3510
3502F - 3510F
3502UF - 3510UF



ELECTRICAL CHARACTERISTICS AND MAXIMUM RATINGS

Part Number	Working Reverse Voltage (V _{rwm})	Average Rectified Current @TC (I _o)		Reverse Current @ V _{rwm} (I _r)		Forward Voltage (V _f)		1 Cycle Surge Current tp=8.3ms (I _{fsm})	Repetitive Surge Current (I _{frm})	Reverse Recovery Time (1) (T _{rr})	Thermal Impd. θ _{J-C}
		55°C	100°C	25°C	100°C	25°C	Amps	25°C	25°C	25°C	°C/W
		Amps	Amps	µA	µA	Volts		Amps	Amps	ns	
3502 3506 3510	200 600 1000	60.0 60.0 60.0	44.0 44.0 44.0	3.0 3.0 3.0	75 75 75	1.1 1.1 1.2	18.0	375 375 375	70 70 70	3000 3000 3000	0.5 0.5 0.5
3502F 3506F 3510F	200 600 1000	50.0 50.0 50.0	37.0 37.0 37.0	3.0 3.0 3.0	75 75 75	1.5 1.5 1.8	18.0	375 375 375	70 70 70	150 150 150	0.5 0.5 0.5
3502UF 3506UF 3510UF	200 600 1000	40.0 40.0 40.0	29.0 29.0 29.0	3.0 3.0 3.0	75 75 75	1.7 1.7 2.1	18.0	375 375 375	70 70 70	70 70 70	0.5 0.5 0.5

(1)T_{rr} Testing: I_f=0.5A, I_r=1.0A, I_{rr}=0.25A *Op. Temp. & Stg. Temp. = -55°C to +150°C Isolation Voltage: 2000V



11

Dimensions: In. (mm) • All temperatures are ambient unless otherwise noted. • Data subject to change without notice.



VOLTAGE MULTIPLIERS INC.
 8711 W. Roosevelt Ave.
 Visalia, CA 93291

TEL 559-651-1402
 FAX 559-651-0740
www.voltagemultipliers.com

3502 - 3510 • 3502F - 3510F • 3502UF - 3510UF

