

**3.0x1.5 mm SMD CHIP LED LAMP**

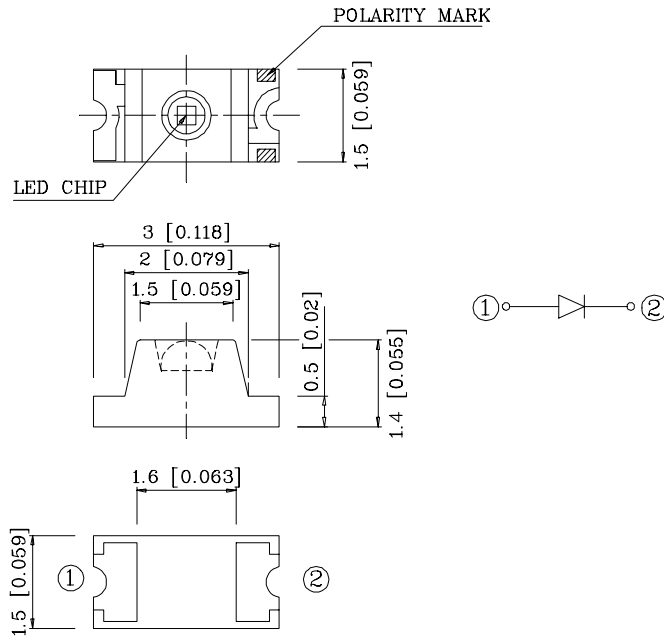


**SUN LED**

XZMG60W

Email : sales@us.sunled.com

Web Site : www.sunled.com



Notes:

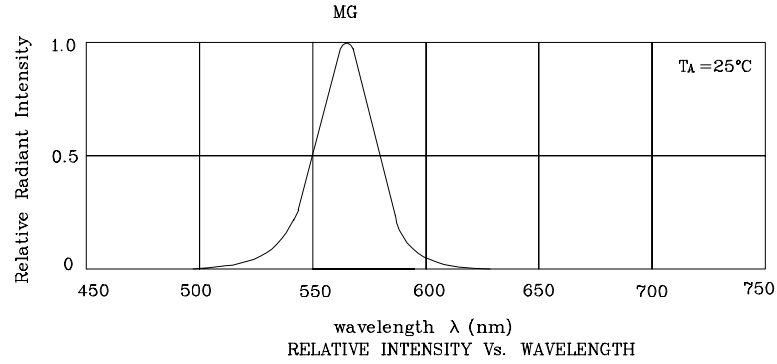
1. All dimensions are in millimeters (inches).
2. Tolerance is  $\pm 0.2(0.0079)$  unless otherwise noted.

Absolute maximum ratings ( $T_A=25^\circ\text{C}$ )		MG (GaP)	Unit
Reverse voltage	$V_R$	5	V
Forward current	$I_F$	25	mA
Forward current (peak) 1/10Duty cycle 0.1ms pulse width	$i_{FS}$	140	mA
Power dissipation	$P_T$	105	mW
Operating temperature	$T_A$	-40 ~ +85	$^\circ\text{C}$
Storage temperature	$T_{stg}$		

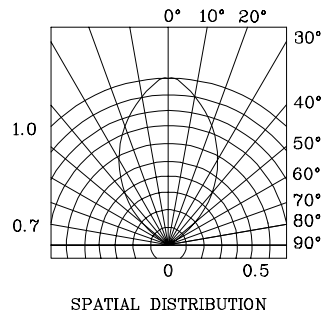
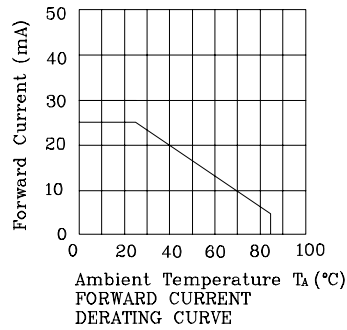
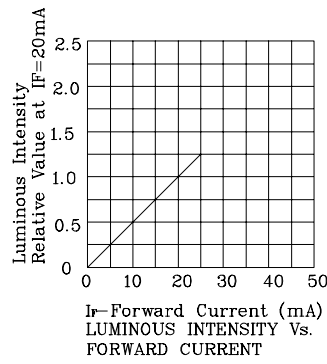
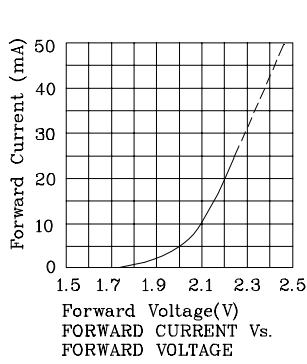
Operating Characteristics ( $T_A=25^\circ\text{C}$ )		MG (GaP)	Unit
Forward voltage (typ.) ( $I_F=20\text{mA}$ )	$V_F$	2.2	V
Forward voltage (max.) ( $I_F=20\text{mA}$ )	$V_F$	2.5	V
Reverse current ( $V_R=5\text{V}$ )	$I_R$	10	$\mu\text{A}$
Wavelength at peak emission ( $I_F=20\text{mA}$ )	$\lambda_{peak}$	565	nm
Wavelength at Dominate emission ( $I_F=20\text{mA}$ )	$\lambda_D$	568	nm
Spectral Line half-width ( $I_F=20\text{mA}$ )	$\Delta\lambda$	30	nm
Capacitance ( $V_F=0\text{V}$ , $f=1\text{MHz}$ )	C	15	pF

Part Number	Emitting Color	Emitting Material	Lens-color	Luminous Intensity ( $I_F=20\text{mA}$ ) mcd		Wavelength nm $\lambda_P$	Viewing Angle $2\theta_{1/2}$
				min.	typ.		
XZMG60W	Green	GaP	Water Clear	4	19	565	$70^\circ$

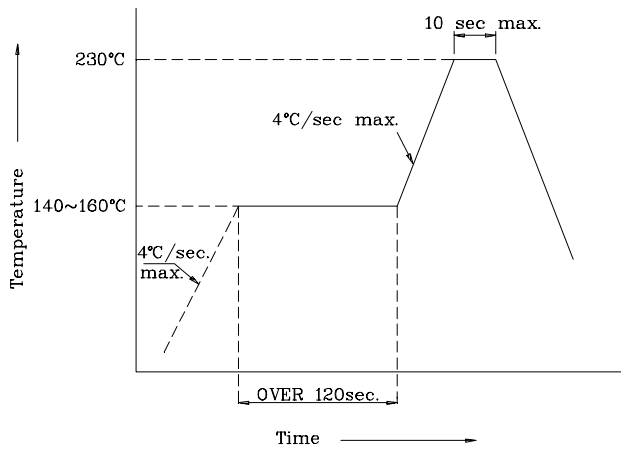
**XZMG60W**



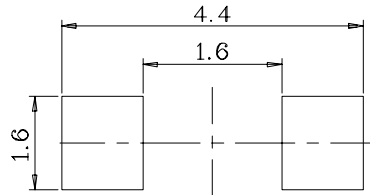
◆MG



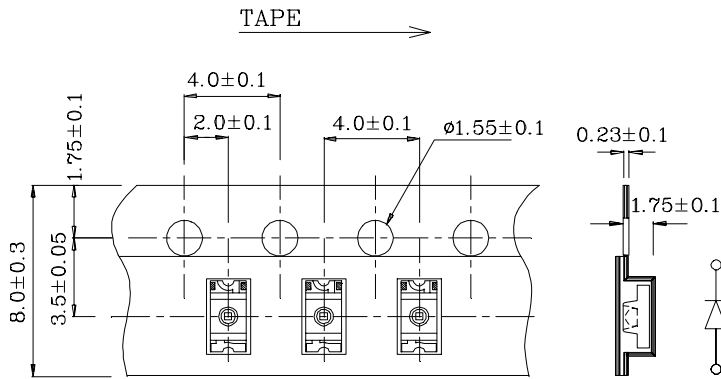
**XZMG60W**  
**❖SMT Reflow Soldering Instructions**



**❖Recommended Soldering Pattern (Units : mm; Tolerance: ± 0.1)**



**❖Tape Specification (Units : mm)**



PACKAGE : 2000PCS / REEL.