

Variable Capacitance Diode

Description

The 1T409 is a variable capacitance diode designed for UHF-band VCO using a super-small-miniature flat package (SSVC).

Features

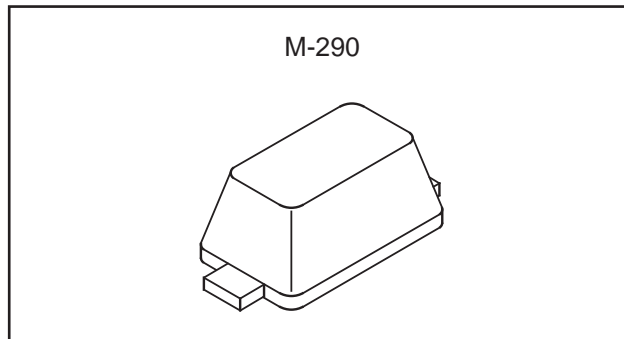
- Super-small-miniature flat package
- Low series resistance: 0.4 Ω Max. (f=470 MHz)
- Large capacitance ratio: 2.5 Typ. (C_2/C_{10})
- Small leakage current: 3 nA Max. ($V_R=15$ V)

Applications

- UHF-band VCO
- Local oscillator for cordless telephone
- Local oscillator for cellular equipment

Structure

Silicon epitaxial planar type diode



Absolute Maximum Ratings (Ta=25 °C)

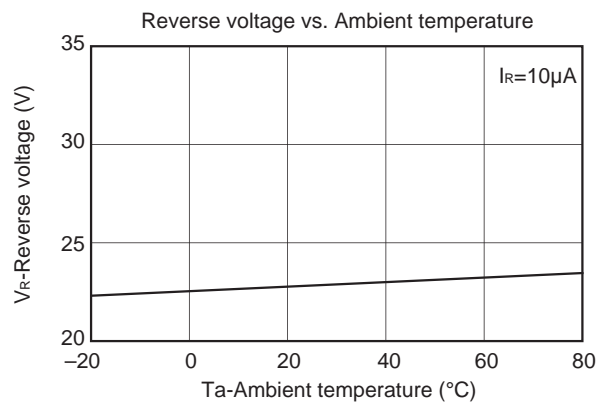
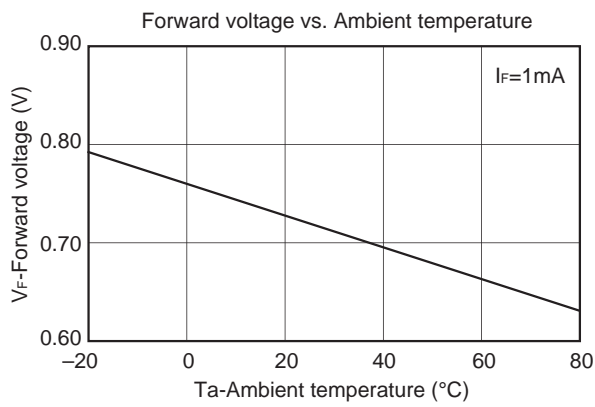
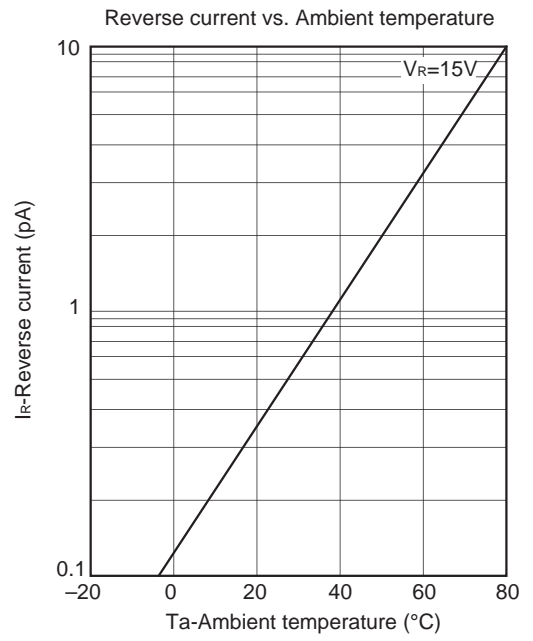
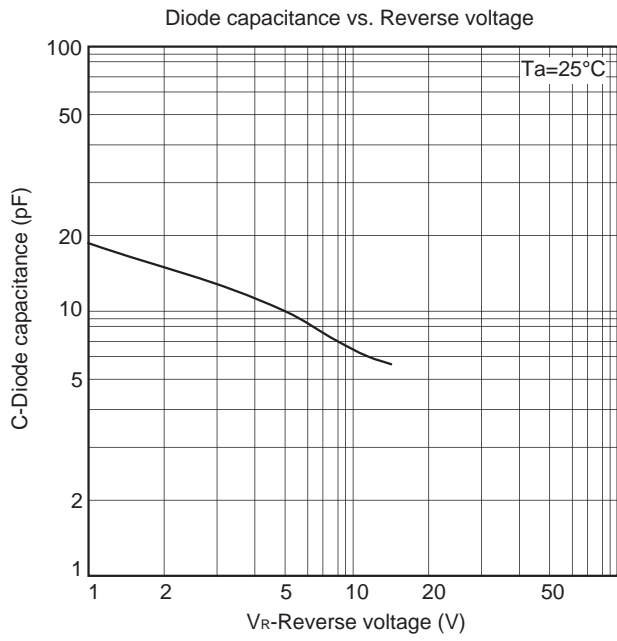
- | | | | |
|-------------------------|-----------|-------------|----|
| • Reverse voltage | V_R | 15 | V |
| • Operating temperature | T_{opr} | -35 to +85 | °C |
| • Storage temperature | T_{stg} | -65 to +150 | °C |

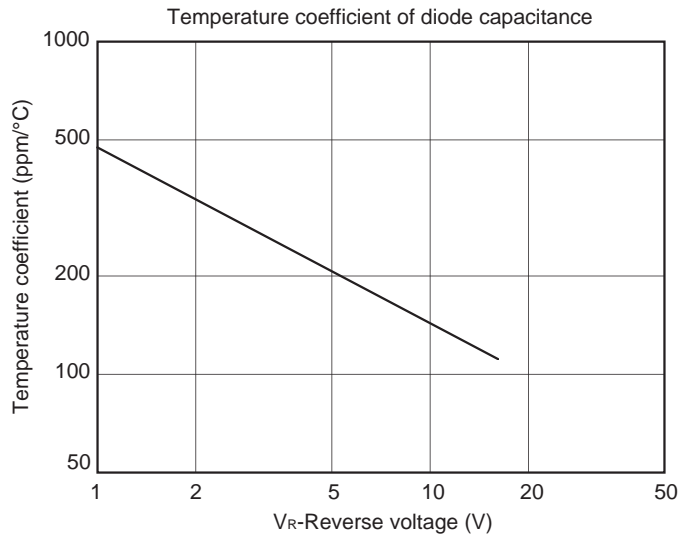
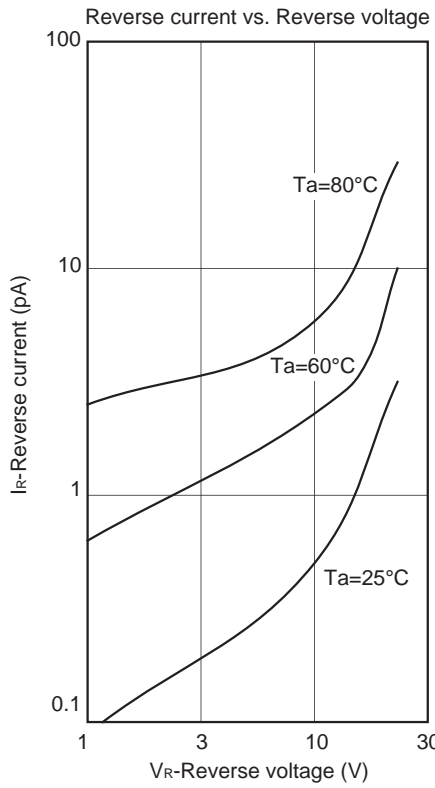
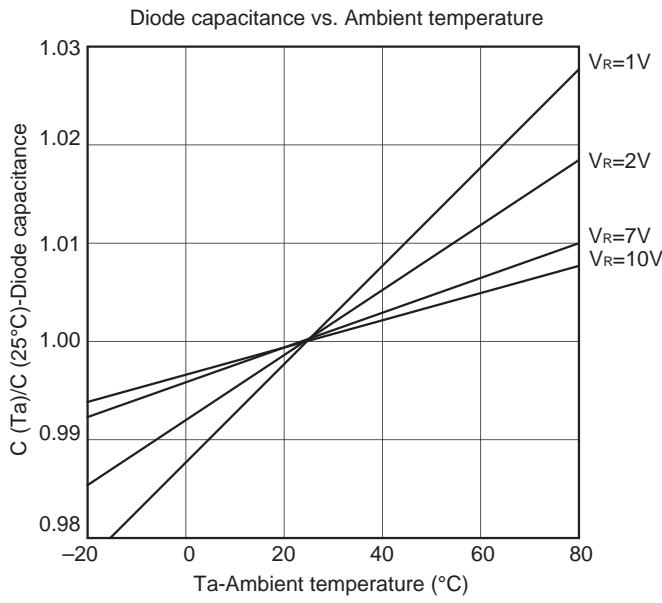
Electrical Characteristics

(Ta=25 °C)

Item	Symbol	Conditions	Min.	Typ.	Max.	Unit
Reverse current	I_R	$V_R=15$ V			3	nA
Diode capacitance	C_2	$V_R=2$ V, f=1 MHz	14.26		15.96	pF
	C_{10}	$V_R=10$ V, f=1 MHz	5.46		6.46	pF
Capacitance ratio	C_2/C_{10}		2.2	2.5		
Series resistance	r_s	$V_R=5$ V, f=470 MHz		0.3	0.4	Ω

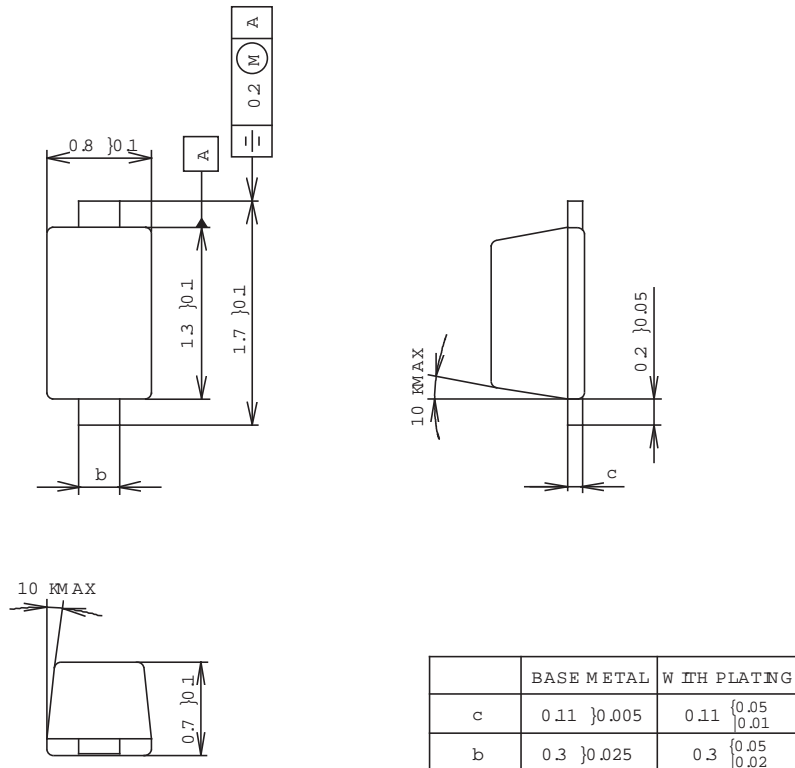
Sony reserves the right to change products and specifications without prior notice. This information does not convey any license by any implication or otherwise under any patents or other right. Application circuits shown, if any, are typical examples illustrating the operation of the devices. Sony cannot assume responsibility for any problems arising out of the use of these circuits.





Package Outline Unit : mm

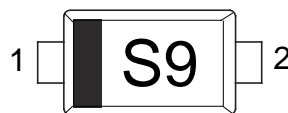
M-290



SONY CODE	M-290
EIAJ CODE	_____
JEDEC CODE	_____

PACKAGE MATERIAL	EPOXY RESIN
LEAD TREATMENT	SOLDER PLATING
LEAD MATERIAL	COPPER
PACKAGE WEIGHT	0.002g

Mark



1 : Cathode
2 : Anode