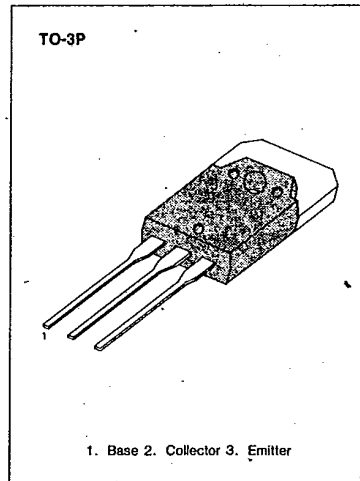


KSD5007**NPN TRIPLE DIFFUSED
PLANAR SILICON TRANSISTOR**

T-33-13

**COLOR TV HORIZONTAL OUTPUT
APPLICATIONS**High Collector-Base Voltage $V_{CBO} = 1500V$ **ABSOLUTE MAXIMUM RATINGS ($T_a = 25^\circ C$)**

Characteristic	Symbol	Rating	Unit
Collector-Base Voltage	V_{CBO}	1500	V
Collector-Emitter Voltage	V_{CEO}	800	V
Emitter-Base Voltage	V_{EBO}	7	V
Collector Current	I_C	6	A
Collector Current (Peak)	I_C	16	A
Collector Dissipation ($T_C = 25^\circ C$)	P_C	120	W
Junction Temperature	T_j	150	$^\circ C$
Storage Temperature	T_{stg}	-55~150	$^\circ C$



3

ELECTRICAL CHARACTERISTICS ($T_a = 25^\circ C$)

Characteristic	Symbol	Test Condition	Min	Typ	Max	Unit
Collector Cutoff Current	I_{CBO}	$V_{CB} = 800V, I_E = 0$			10	μA
Emitter Cutoff Current	I_{EBO}	$V_{EB} = 5V, I_C = 0$			1	mA
DC Current Gain	h_{FE}	$V_{CE} = 5V, I_C = 1A$	8			
Collector Emitter Saturation Voltage	$V_{CE(sat)}$	$I_C = 5A, I_B = 1A$			5	V
Base-Emitter Saturation Voltage	$V_{BE(sat)}$	$I_C = 5A, I_B = 1A$			1.5	V
Current Gain Bandwidth Product	f_T	$V_{CE} = 10V, I_C = 1A$		3		MHz
Fall Time	t_f	$I_C = 5A, I_B1 = 1A$ $I_B2 = -2A, R_L = 40\Omega$			0.4	μS

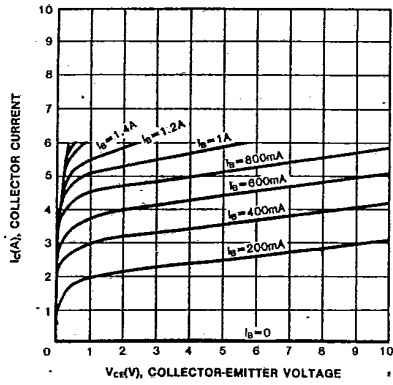


KSD5007

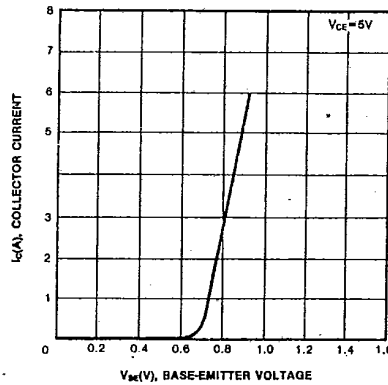
**NPN TRIPLE DIFFUSED
PLANAR SILICON TRANSISTOR**

T-33-13

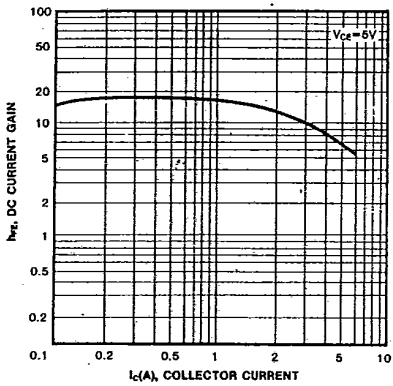
STATIC CHARACTERISTIC



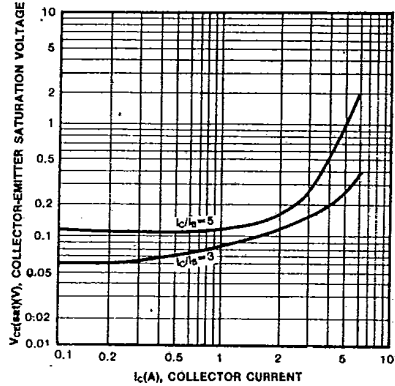
BASE-EMITTER ON VOLTAGE



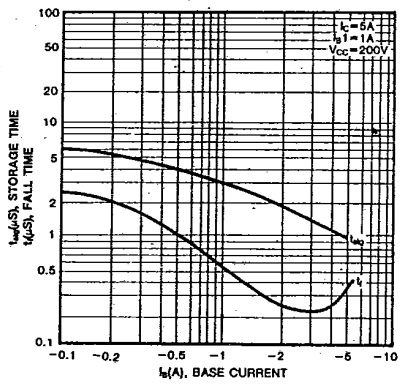
DC CURRENT GAIN



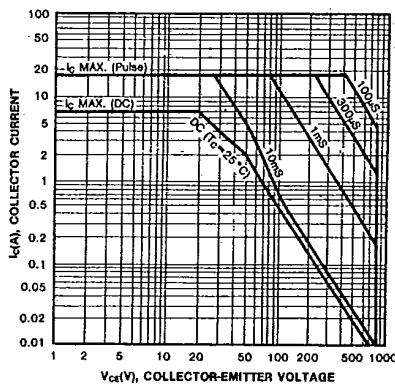
COLLECTOR-EMITTER SATURATION VOLTAGE



TURN ON TIME



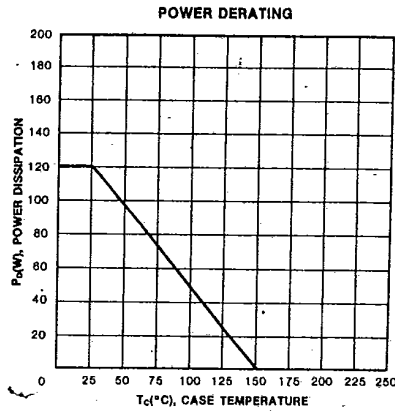
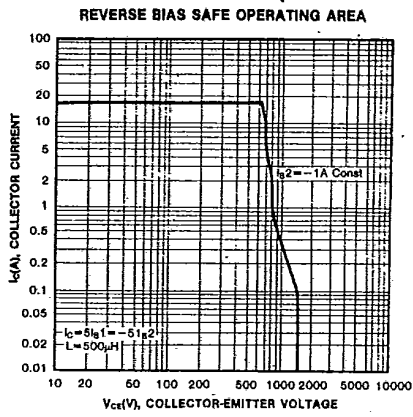
SAFE OPERATING AREA



KSD5007

NPN TRIPLE DIFFUSED
PLANAR SILICON TRANSISTOR

T-33-13



3

NPN TRIPLE DIFFUSED PLANAR SILICON TRANSISTOR

KSD5010

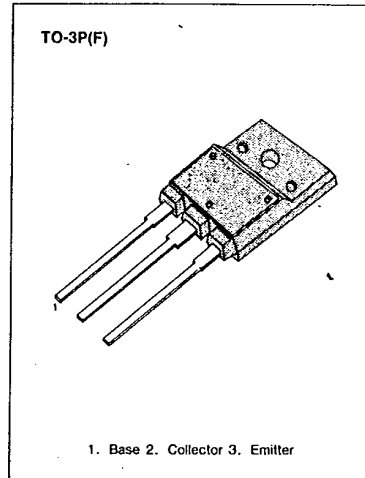
T-33-11

COLOR TV HORIZONTAL OUTPUT APPLICATIONS (DAMPER DIODE BUILT IN)

High Collector-Base Voltage $V_{CB0} = 1500V$

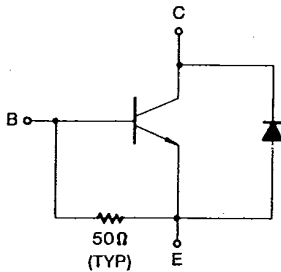
ABSOLUTE MAXIMUM RATINGS ($T_a = 25^\circ C$)

Characteristic	Symbol	Rating	Unit
Collector-Base Voltage	V_{CB0}	1500	V
Collector-Emitter Voltage	V_{CE0}	800	V
Emitter-Base Voltage	V_{EB0}	6	V
Collector Current	I_C	2.5	A
Collector Current (Peak)	I_C	10	A
Collector Dissipation ($T_C = 25^\circ C$)	P_C	50	W
Junction Temperature	T_j	150	$^\circ C$
Storage Temperature	T_{stg}	-55~150	$^\circ C$



ELECTRICAL CHARACTERISTICS ($T_a = 25^\circ C$)

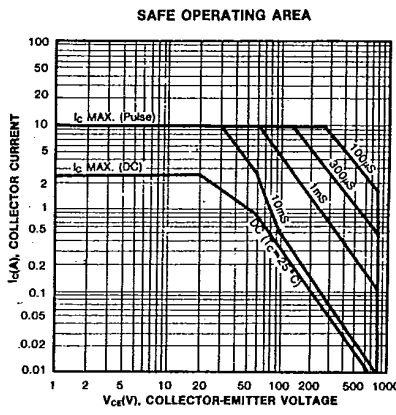
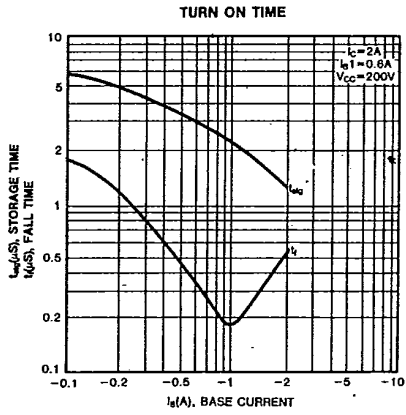
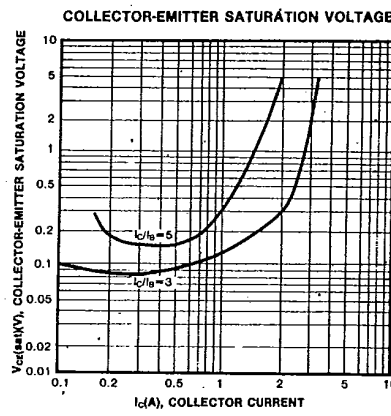
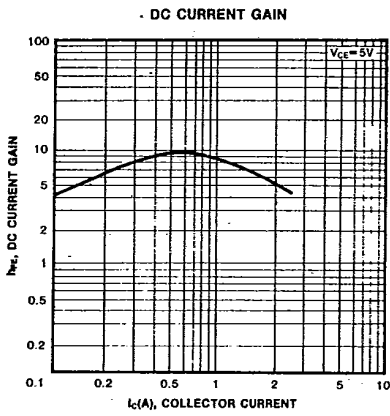
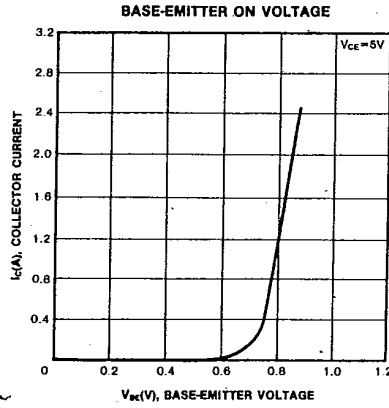
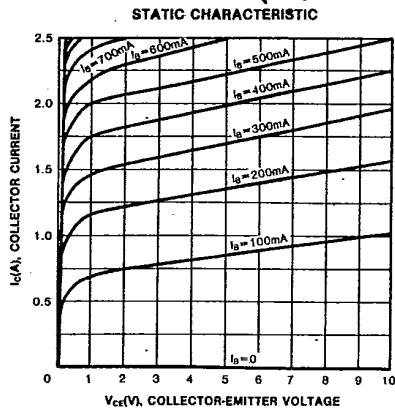
Characteristic	Symbol	Test Condition	Min	Typ	Max	Unit
Collector Cutoff Current	I_{CBO}	$V_{CB} = 800V, I_E = 0$			10	μA
Emitter Cutoff Current	I_{EBO}	$V_{EB} = 4V, I_C = 0$	40		130	mA
DC Current Gain	h_{FE}	$V_{CE} = 5V, I_C = 0.5A$	8			
Collector Emitter Saturation Voltage	$V_{CE(sat)}$	$I_C = 2A, I_B = 0.6A$			8	V
Base-Emitter Saturation Voltage	$V_{BE(sat)}$	$I_C = 2A, I_B = 0.6A$			1.5	V
Current Gain Bandwidth Product	f_T	$V_{CE} = 10V, I_C = 0.5A$		3		MHz
Damper Diode Turn On Voltage	V_i	$I_i = 2.5A$			2	V
Fall Time	t_f	$I_C = 2A, I_B1 = 0.6A$ $I_B2 = -1.2A, V_{CC} = 200V$ $R_L = 100\Omega$			0.4	μS



KSD5010

NPN TRIPLE DIFFUSED
PLANAR SILICON TRANSISTOR

T-33-11



3

KSD5010

NPN TRIPLE DIFFUSED
PLANAR SILICON TRANSISTOR

T-33-11

