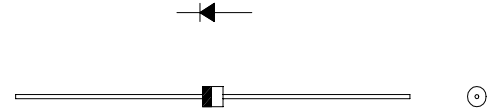


FRD Type : 11EFS4

OUTLINE DRAWING

FEATURES

- * Miniature Size
- * Ultra-Fast Recovery
- * Low Forward Voltage Drop
- * Low Power Loss, High Efficiency
- * High Surge Capability
- * 200 Volts through 400 Volts Types Available
- * 26mm and 52mm Inside Tape Spacing



Maximum Ratings

Approx Net Weight:0.17g

Rating	Symbol	11EFS4		Unit	
Repetitive Peak Reverse Voltage	V_{RRM}	400		V	
Non-repetitive Peak Reverse Voltage	V_{RSM}	440		V	
Average Rectified Output Current	I_O	0.8	Ta=30°C Without Fin *1	50Hz Half Sine Wave Resistive Load	A
		1	Ta=24°C P.C.B.Mounted*2		
RMS Forward Current	$I_{F(RMS)}$	1.57		A	
Surge Forward Current	I_{FSM}	30	50Hz Half Sine Wave,1cycle,Non-repetitive	A	
Operating Junction Temperature Range	T_{jw}	- 40 to + 150		°C	
Storage Temperature Range	T_{stg}	- 40 to + 150		°C	

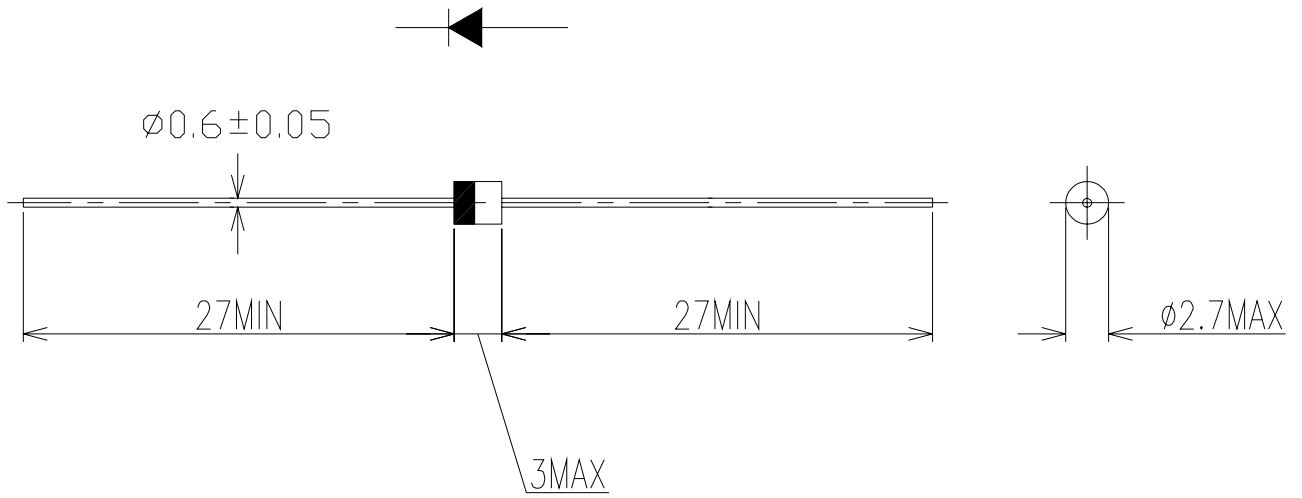
Electrical • Thermal Characteristics

Characteristics	Symbol	Conditions	Min	Typ	Max	Unit
Peak Reverse Current	I_{RM}	$T_j = 25^\circ\text{C}$, $V_{RM} = V_{RRM}$	-	-	20	μA
Peak Forward Voltage	V_{FM}	$T_j = 25^\circ\text{C}$, $I_{FM} = 1\text{ A}$	-	-	1.25	V
Reverse Recovery Time	trr	$I_{FM} = 1\text{ A}$, $-di/dt = 50\text{ A}/\mu\text{s}$, $T_a = 25^\circ\text{C}$	-	-	30	ns
Thermal Resistance	$R_{th(j-a)}$	Junction to Ambient	Without Fin,PCB *1		140	°C/W
			P.C.Board Mounted *2		110	

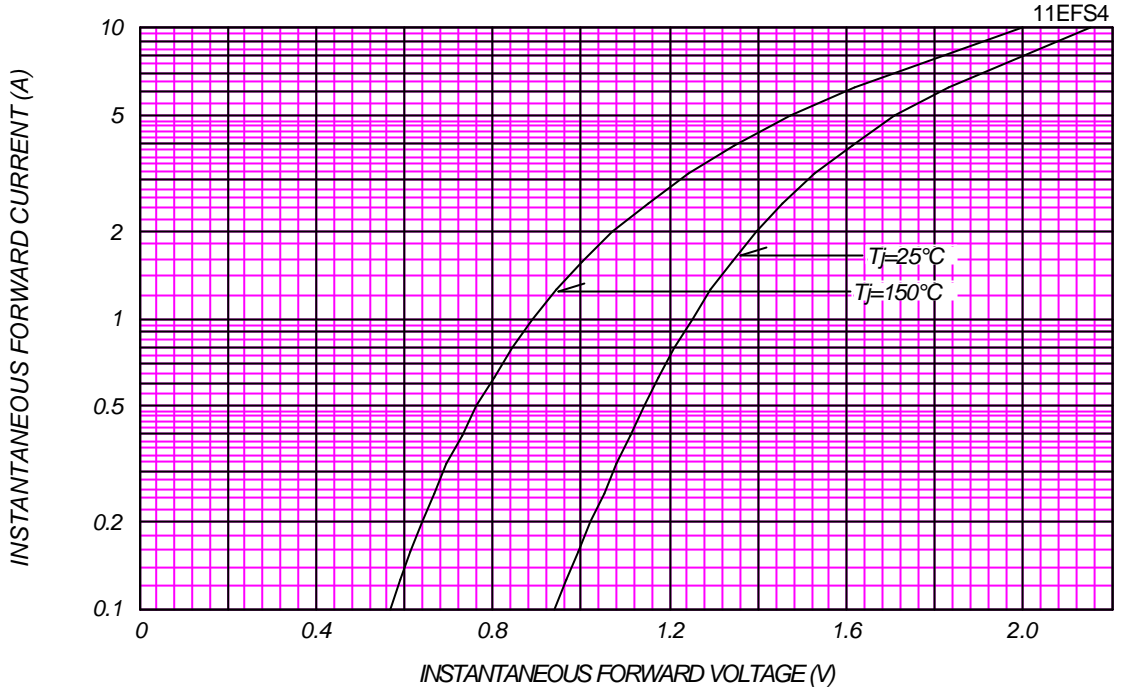
*1 Without Fin or P.C.Board

*2 P.C. Board Mounted(L=3mm, Print Lands = 5x5 mm,Both Sides)

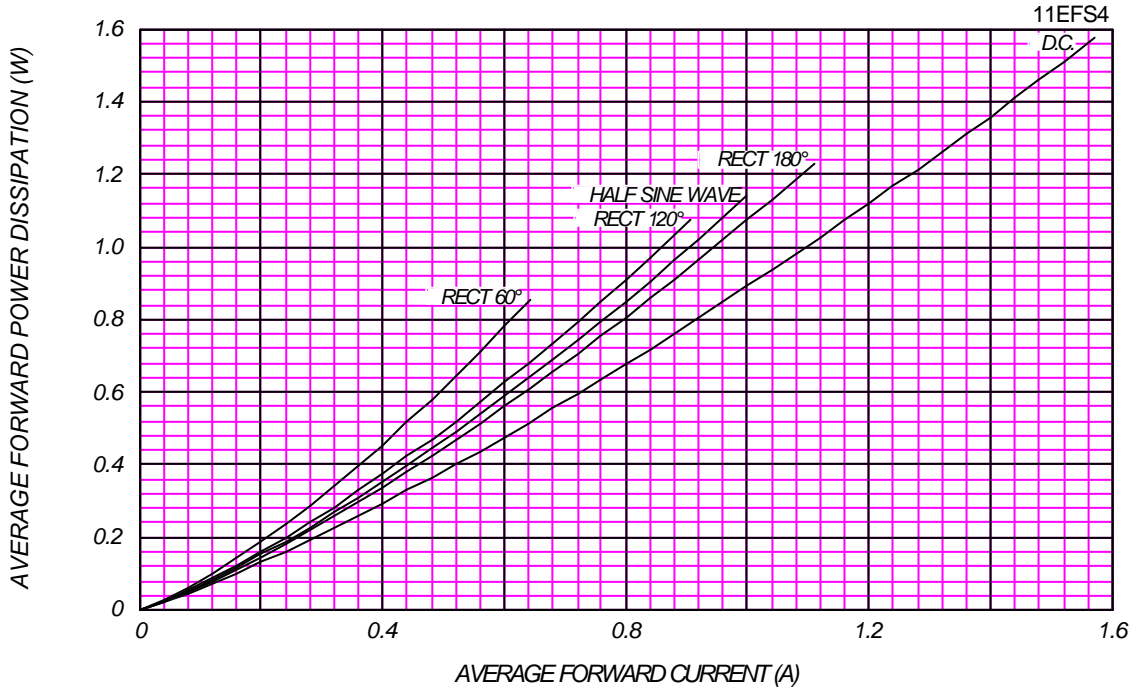
11EFS4 OUTLINE DRAWING (Dimensions in mm)



FORWARD CURRENT VS. VOLTAGE



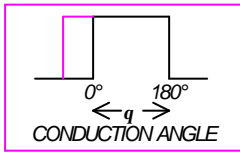
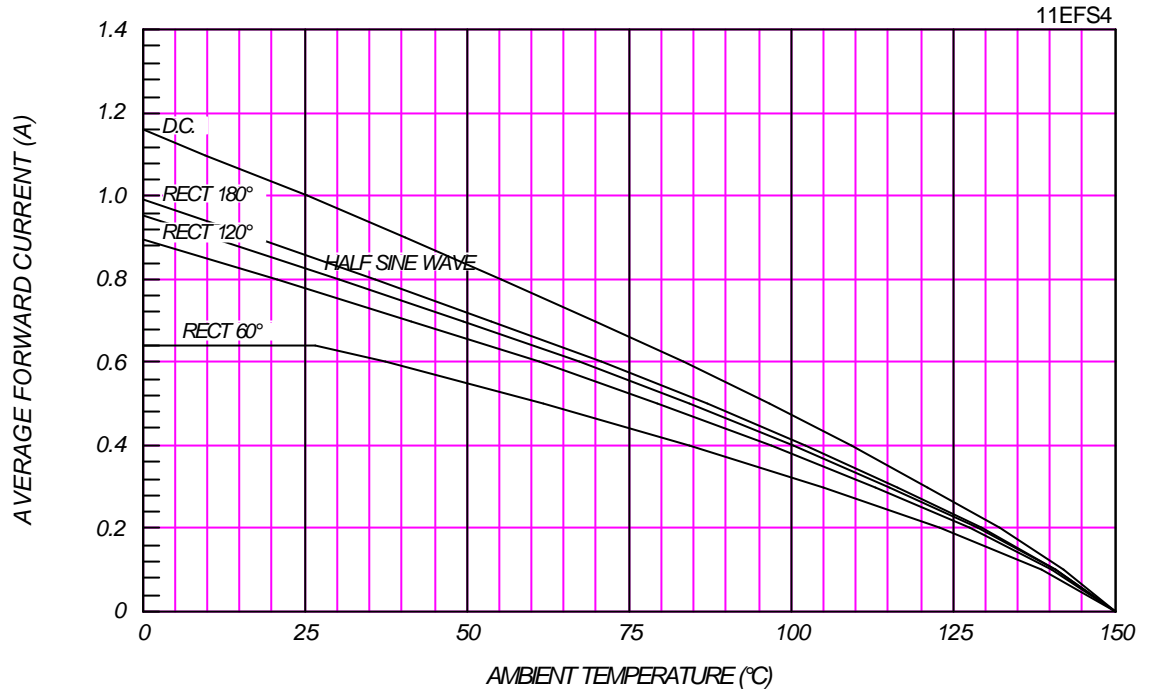
AVERAGE FORWARD POWER DISSIPATION





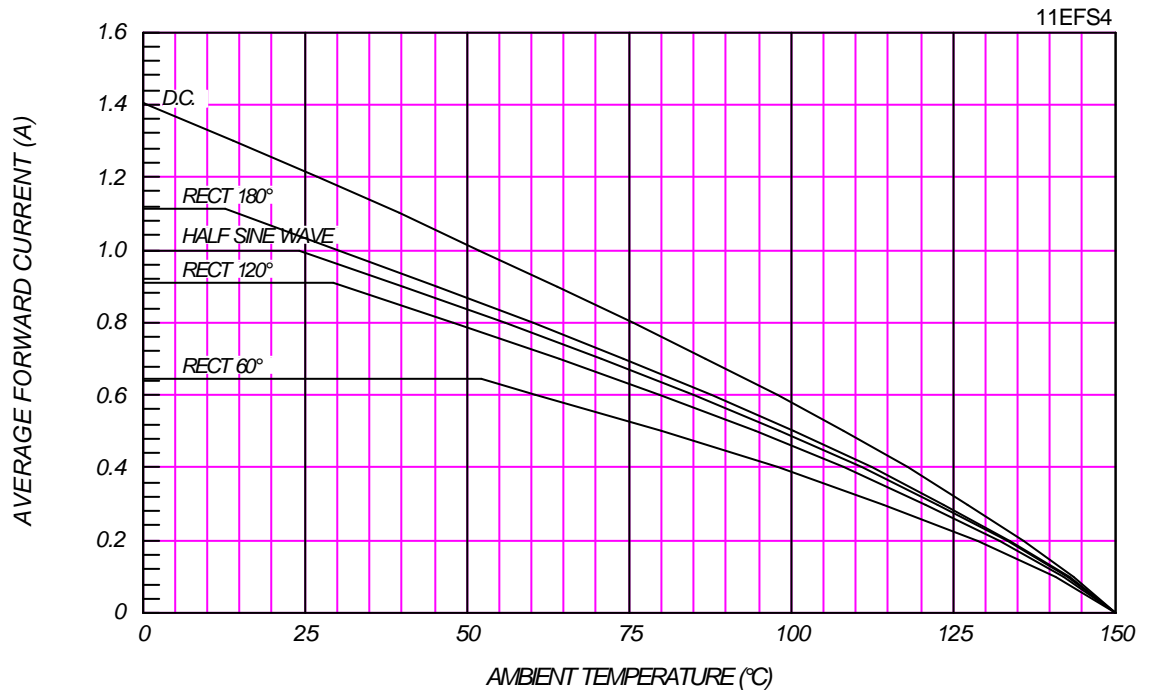
AVERAGE FORWARD CURRENT VS. AMBIENT TEMPERATURE

Without Fin or P.C. Board



AVERAGE FORWARD CURRENT VS. AMBIENT TEMPERATURE

P.C. Board mounted (L=3mm, Print Land=5x5mm, Both Sides)



SURGE CURRENT RATINGS

f=50Hz, Half Sine Wave, Non-Repetitive, No Load

11EFS4

