

| Characteristics | Typical | Guaranteed | |
|---|---------|------------|---------------|
| | | +25°C | -54° to +85°C |
| SSB Conversion Loss & SSB Noise Figure (max.) $f_R =$ $f_L =$ $f_i =$ $f_R =$ $f_L =$ $f_i =$ $f_R =$ $f_L =$ $f_i =$ $f_R =$ $f_L =$ $f_i =$ | | | |
| Isolation (min.) L to R $f_L =$ $f_L =$ $f_L =$ L to I $f_L =$ $f_L =$ $f_L =$ R to I $f_R =$ $f_R =$ | | | |
| 1 dB Conversion Compression $f_L @$ $f_L @$ | | | |
| Input IP3 $f_{R1} =$ $f_{R2} =$ $f_L =$ $f_{R1} =$ $f_{R2} =$ $f_L =$ $f_{R1} =$ $f_{R2} =$ $f_L =$ | | | |

Absolute Maximum Ratings

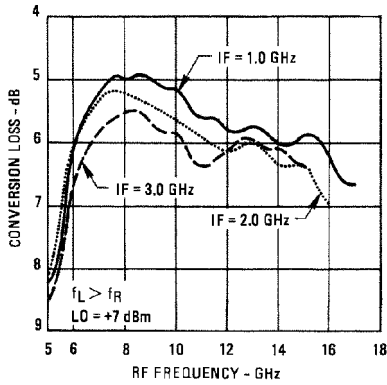
| |
|-----------------------|
| Operating Temperature |
| Storage Temperature |
| Peak Input Power |
| Peak Input Current |

Outline Drawing(s)

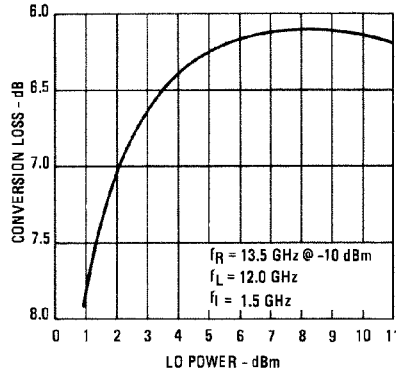
| Package | Figure | Model |
|---------|--------|-------|
| | | |

Typical Performance at 25°C

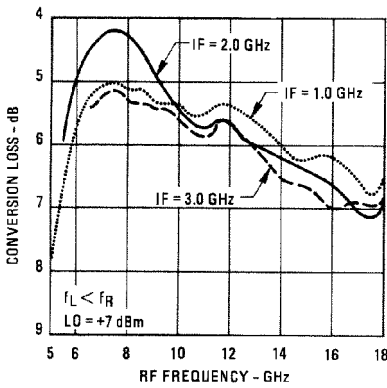
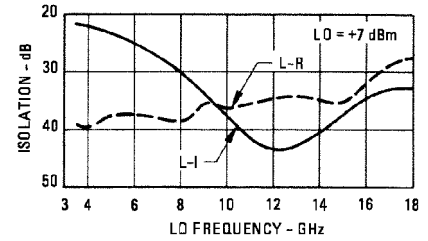
Conversion Loss



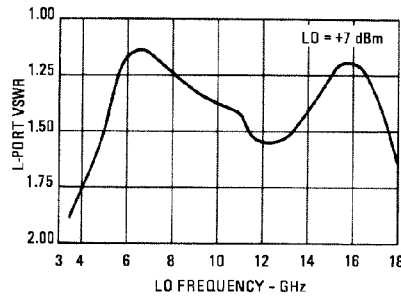
Conversion Loss vs. LO Drive Power



Isolation



VSWR



VSWR

