

Characteristics	Typical	Guaranteed	
		+25°C	-54° to +85°C
SSB Conversion Loss & SSB Noise Figure (max.) $f_R =$ $f_L =$ $f_I =$ $f_R =$ $f_L =$ $f_I =$ $f_R =$ $f_L =$ $f_I =$ $f_R =$ $f_L =$ $f_I =$			
Isolation (min.) L to R $f_L =$ $f_L =$ $f_L =$ L to I $f_L =$ $f_L =$ $f_L =$ R to I $f_R =$ $f_R =$			
1 dB Conversion Compression $f_L @$ $f_L @$			
Input IP3 $f_{R1} =$ $f_{R2} =$ $f_L =$ $f_{R1} =$ $f_{R2} =$ $f_L =$ $f_{R1} =$ $f_{R2} =$ $f_L =$			

Absolute Maximum Ratings

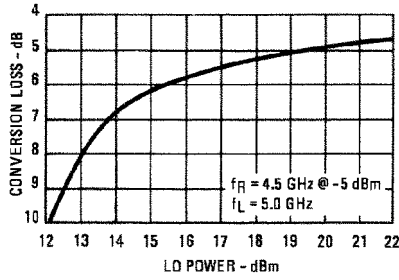
Operating Temperature
Storage Temperature
Peak Input Power
Peak Input Current

Outline Drawing(s)

Package	Figure	Model

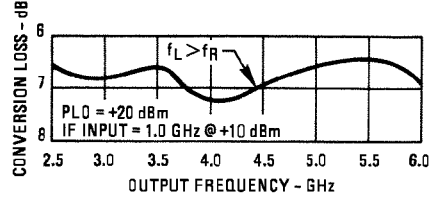
Typical Performance at 25°C

Drive Level

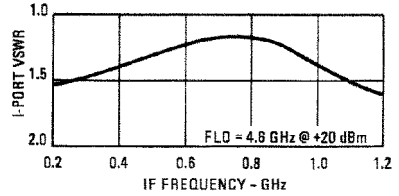
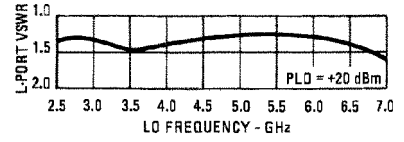


Drive Level: The maximum recommended drive level is +23 dBm.

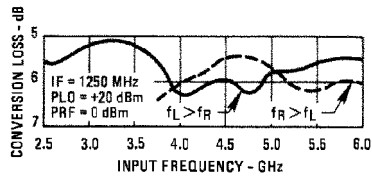
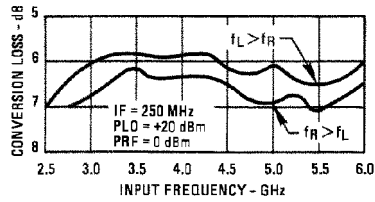
Conversion Loss (Upconversion)



VSWR



Conversion Loss



Isolation

